PoDAS C-100A

Portable Cable Partial Discharge Diagnostic Device

Hanbit

Smart Diagnostic Solution

| Product Descriptions



Partial discharge diagnosis device for high-voltage cables in a live status

• Features

· High-speed acquisition of PD & high-speed diagnosis
- Batch diagnosis is possible by installing a high-performance scope function inside the diagnostic device which enables high-speed acquisition and diagnosis.
· Compact and lightweighted
· User-friendly and intuitive HMI with various diagnosis tools:
- Frequency tuning analysis, PRPD, T/F analysis, pulse shape analysis, etc.

• Purpose

· Real-time monitoring of partial discharge in cables and junction boxes of underground transmission lines
· Precise diagnosis of cable partial discharge waveform
· PD pattern analysis:
- metal foreign material (rabbit shape), void defects (turtle shape), electric tree (inverted triangle), scratches; pressure test during cable construction, completion test, and precise diagnosis of deteriorated equipment

| Equipment specifications



• PoDAS C-100A

· Channel: 4 ch (including 1 noise channel)
· Frequency range: 1~50 MHz
· Signal Amplitude: -55~0 dBm
· Detection supervision: ≥ 5 pC
· Connector type: BNC type
· Sampling: 128 sample/cycle
· Interface: Ethernet
· LED Status: Power & Operation
· Power: 220 VAC / 60 Hz, 12VDC
· Size: 227 x 274 x 155 mm,

| Accessories



• HFCT

· Purpose: Gaining of signals from cable
· Detection range: 1~50 MHz
· Detection sensitivity: 5 pC or more
· Installation: External clamp fixation
· Connector: N Type



• Rogowski Coil

· Purpose: Synchronizing signals when using battery without local power
· Detection range: 10 Hz~20 kHz
· Installation: External clamp fixation
· Connector: BNC



• Noise Sensor

· Purpose: Gaining of noise signals
· Detection range: 1~500 MHz
· Installation: Stand type
· Connector: N Type



• Calibrator

· Purpose: Calibration of PoDAS C-100A
· Power: 9 VDC (Alkaline Battery – 6LF22)
· Output: 5~500 pC
· Connector: BNC Type



• Coaxial Cable

· BNC type (5m, 10m)



• Auxiliary battery

· For PoDAS C-100A (12 VDC)
· For Laptops (19 VDC)

Specification

| MMI S/W

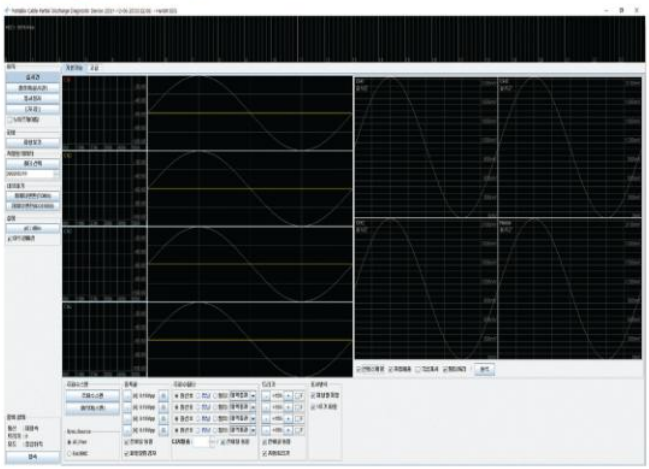

<MMI Main Sreen>

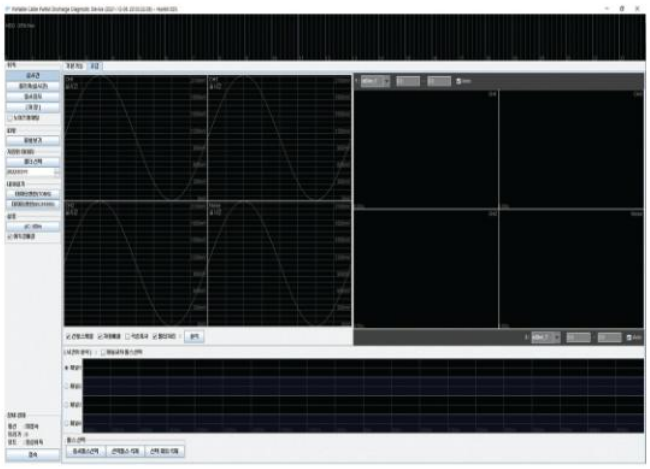

<MMI Diagnosis Screen>

| Diagnosis Case

- Referential Site: A S/S #3 M.Tr (Jan 11th, 2022)

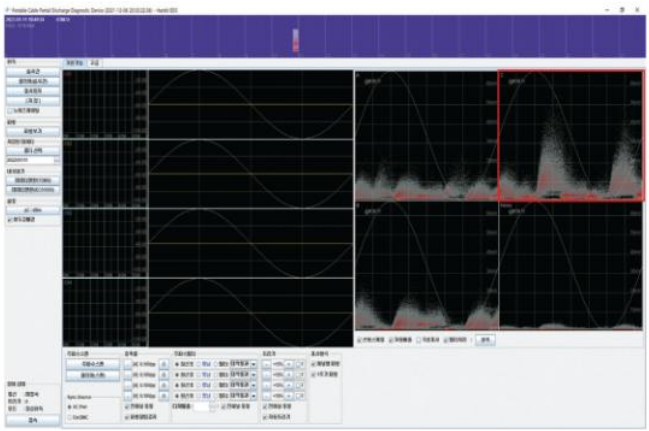

<Diagnosis Main Screen>

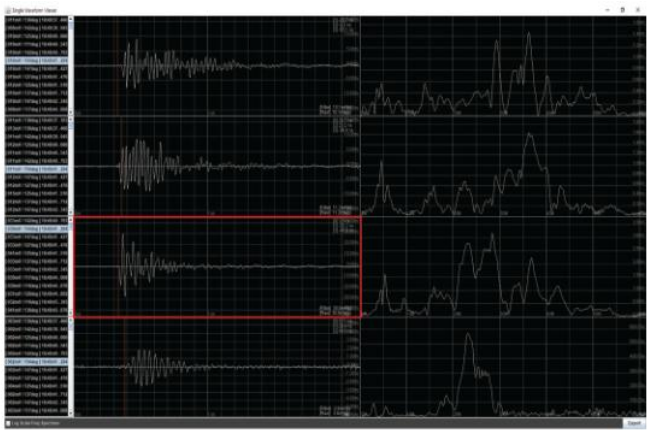

<Original Waveform Screen>

| System Configuration Diagram



Hanbit

Headquarters
44-10 Techno 10 Yuseong Daejeon 34027 Korea
TEL. +82-42-862-5882 FAX. +82-42-932-9624